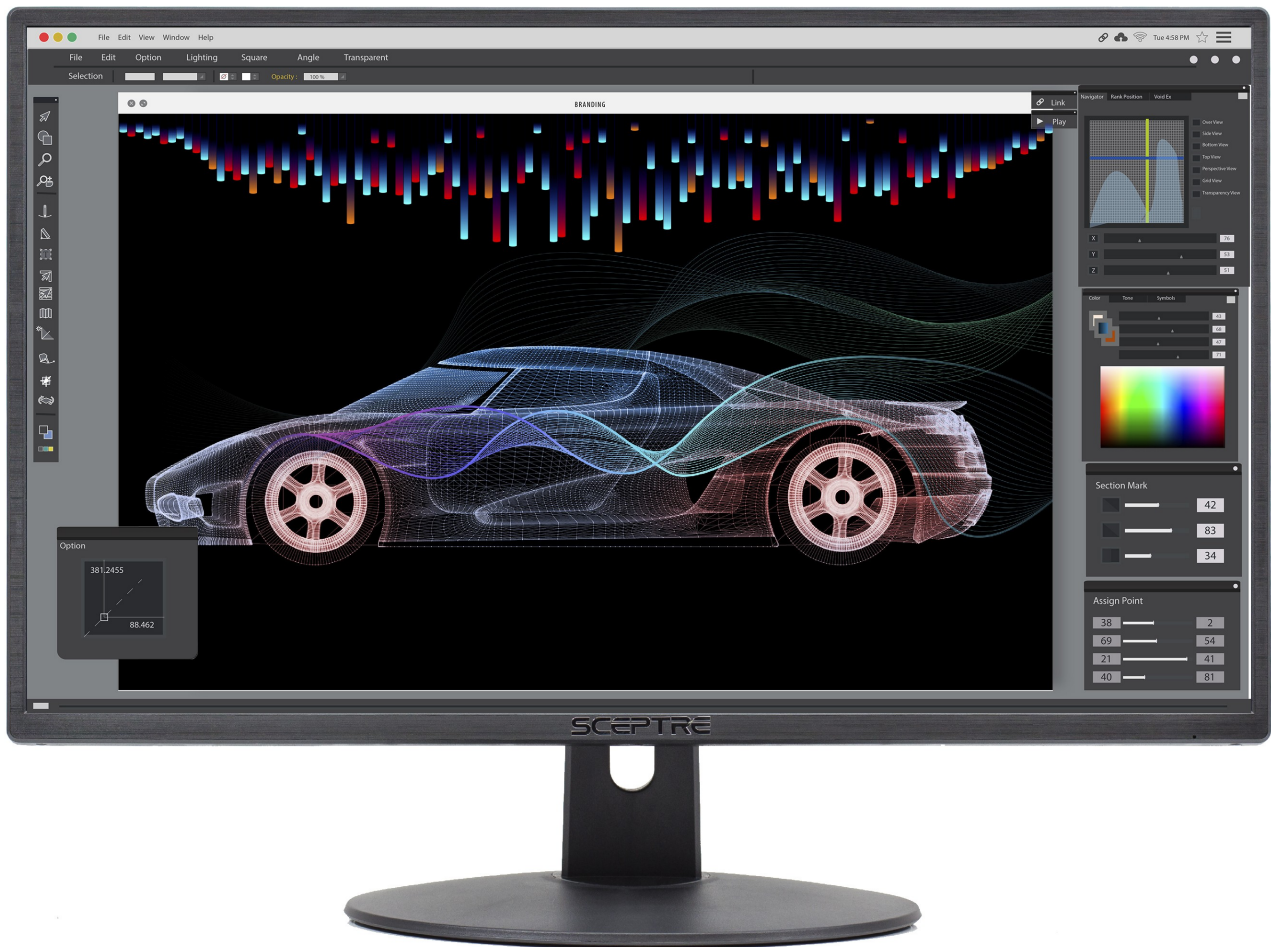


E248W-1920SRT 24" LED Monitor



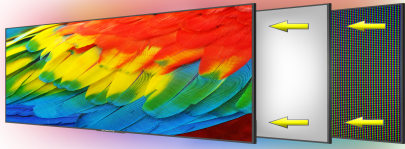
Specification

Display	
Active Screen Size	23.8" Diagonal Viewable
Panel Type	VA (Vertical Alignment)
Native Resolution	1920 x 1080
Refresh Rate	Up to 75Hz Refresh Rate
Aspect Ratio	16:9
Response Time	6ms (G-to-G)
Pixel Pitch	0.2745mm (H) x 0.2745mm (V)
Dynamic Contrast Ratio	1,000,000:1
Color Gamut	NTSC:72%
Color Depth	16.7M
Contrast Ratio	3,000:1
Brightness (Typ.)	250 cd/m ²
Viewing Angle	Vertical: 178°; / Horizontal: 178°;
Backlight Type	Edge-lit LED
Backlight Life	30,000+ Hours
Anti-Flicker	Yes

Surface Treatment	Anti-glare, Hard Coating (3H)
Features	
On Screen Display Control (OSD)	Quick Start, Picture, Color, System
Color Temperature	Warm, Normal (Default), Cool, User
Picture Presets	Standard, User, Movie, Eco, FPS, RTS
Game Presets	FPS and RTS
OSD Supported Languages	English (Default), French, Spanish , Chinese
Type of Sync	Adaptive Sync
Blue Light Shift	Available
Auto Dynamic Contrast Mode	Available
Gamma	Adjustable
Audio Features	
Speakers	2 x 2W/4Ω
Inputs & Outputs	
HDMI (# of Ports & Version)	2 x HDMI, type A, 1.3 version
Supported HDMI Signals	Up to 1920 x 1080 @ 75Hz; 1080/60p, 1080/60i, 720p, 480p, 480i
3.5mm Auxiliary Input Jack	Yes
VGA (# of Ports)	1 x VGA, D-sub 15 pin
3.5mm Headphone Jack (Output)	Yes
Supported VGA Signals	Up to 1920 x 1080 @ 75Hz; 1080/60p, 1080/60i, 720p, 480p, 480i
Mechanical Features	
Chassis Colors	Black
Wall Mount Screw Size (mm)	M4 x 10 mm
Tilt	Forward: 5° , Backward: 15°
Bezel Width	0.42" (10.68mm)
Neck / Stand Detachable	Yes
VESA Mount Pattern (mm)	100 x 100 mm
Neck Screw Size & Quantity (mm)	M4 x 10mm (2pcs)
Monitor Neck Height (inches)	3.17
Dimensions	
With Stand (inches, W x H x D)	21.59" x 15.83" x 7.02"
Without Stand (Inches, W x H x D)	21.59" x 12.72" x 1.28"
Carton Box Dimension (inches, W x H x D)	23.94" x 15.67" x 3.82"
Stand Separation Dimension W x D (inches)	Elliptical, D1= 7.02" (178.4mm) , D2= 10.17 (258.4mm)
Weight	
Net Weight with Stand (lbs)	6.49 lbs
Net Weight without Stand (lbs)	5.94 lbs
Gross Weight (lbs)	9.46 lbs
Power	
Type	Adapter 12V 2.5A
Power Range (V, A, Hz)	100 - 240 VAC, 0.8A, 50/60 Hz
Power Consumption (Typical)	23.8W

Maximum	26W
Standby	0.12W
Sleep	0.22W
Off	0.16W
Regulations / Certifications	
Regulations	FCC, cTUVus, RoHS
Certifications	HDMI
Warranty	
Limited Parts and Labor	One Year
What's in the Box?	
Power Cable	AC Adapter x 1
Display Cable	HDMI Cable x 1
Accessories	Monitor Display x 1, Base x 1, Screw Driver x 1, Wall Mount Standoffs x 4, User Manual x 1, Warranty Card x 1

Key Features



LED

With sharper contrasts of light and darks, LED display delivers a vast array of rich colors, ensuring that moving images have never been so pleasing to the eyes.



75Hz Refresh Rate

With 75Hz refresh rate, images change faster and smoother than the standard, reducing screen tearing




Fast Response Time

Fast response times reduce ghosting & blurring while transitioning pixels, always keeping the enemy & terrain precisely in focus during chaotic moments.



Adaptive Sync

Adaptive Sync is a technology that closes the gap between the graphics card's and the monitor's refresh rates, eliminating image tearing and stuttering in the process.



Ports

Two HDMI and one VGA port each accelerate refresh rate up to 75Hz, providing the visual edge you need to defeat the competition during all of your gaming exploits



Built-in Speakers

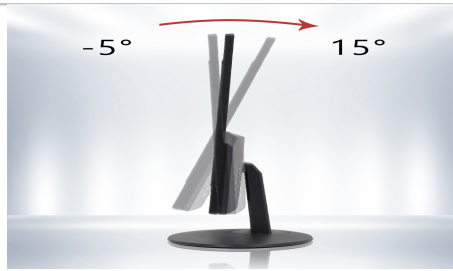
Perfectly suited to work & gaming settings, built-in speakers deliver robust & smooth audio while saving space on your desk.

Key Features



Security Lock

The monitor has a security slot, allowing you to securely fasten your monitor in place, effectively preventing theft. *Security Lock not included.



Tiltable Display

A display that tilts 15° backward and 5° forward allows you to find a sweet spot that bridges clarity and comfort.



VESA Wall Mountable

The VESA wall mount pattern gives you the freedom to select the optimum viewing position for your monitor, eliminate cable clutter, and save valuable space for your gaming and work station.



Customer Service

Our customer service representatives are, and have always been, based in the USA, guaranteeing that our customers' needs are met as efficiently as possible.



30+ Years of Experience

Founded in City of Industry, CA over 30 years ago, Sceptre Inc. made a promise to create & deliver superior products for remarkably affordable prices, a rare tradition that continues today.