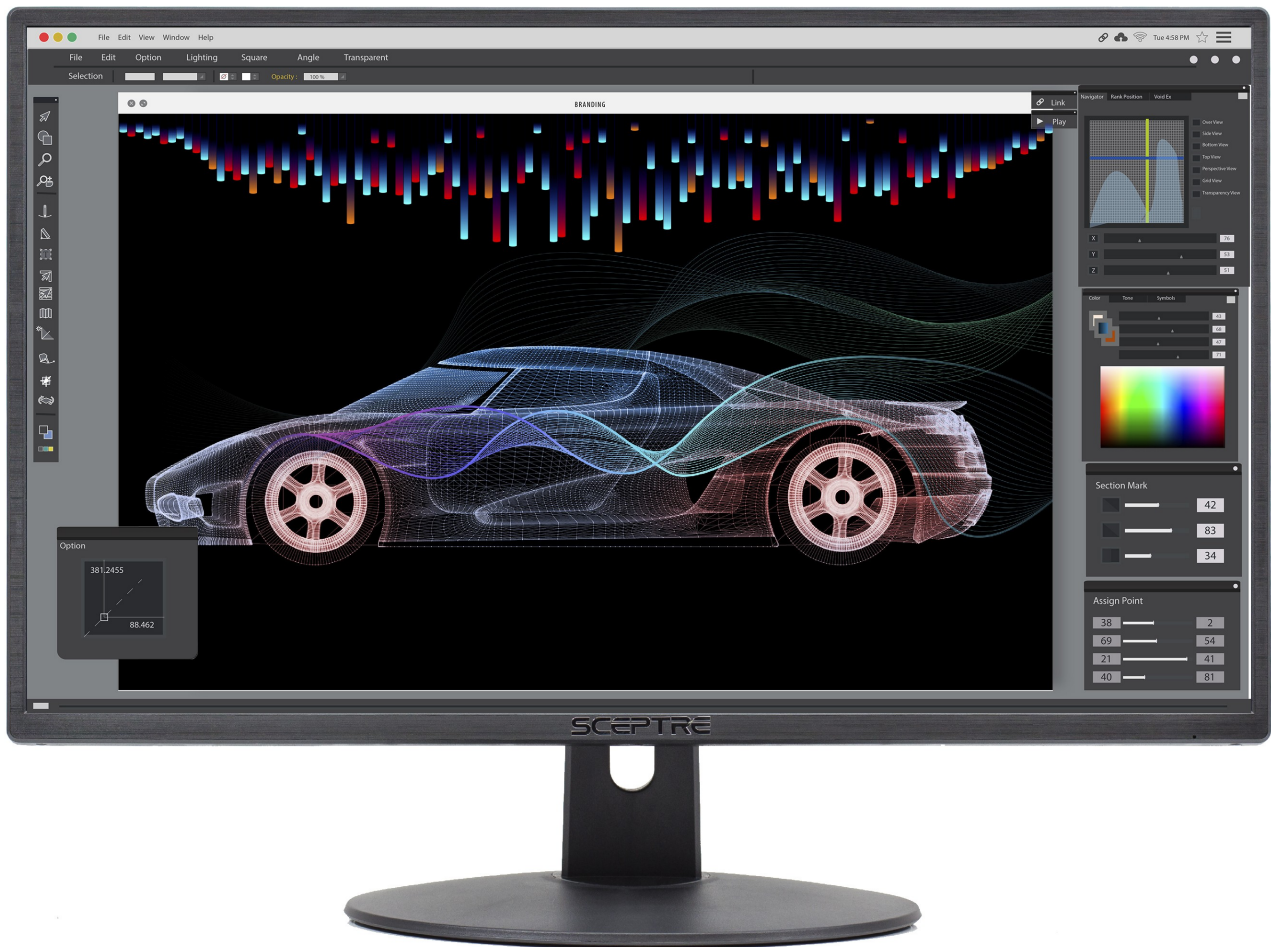


E248W-19203RT 24" LED Monitor



Specification

| Display | |
|------------------------|-------------------------------------|
| Active Screen Size | 23.8" Diagonal Viewable |
| Panel Type | VA (Vertical Alignment) |
| Native Resolution | 1920 x 1080 Full HD |
| Refresh Rate | Up to 75Hz Refresh Rate |
| Aspect Ratio | 16:9 |
| Response Time | 3ms (G-to-G) |
| Pixel Pitch | 0.2745mm (H) x 0.2745mm (V) |
| Dynamic Contrast Ratio | 1,000,000:1 |
| Color Gamut | 99% sRGB |
| Color Depth | 16.7M |
| Contrast Ratio | 3,000:1 |
| Brightness (Typ.) | 250 cd/m ² |
| Viewing Angle | Vertical: 178°; / Horizontal: 178°; |
| Backlight Type | Edge-lit LED |
| Backlight Life | 30,000+ Hours |
| Anti-Flicker | Yes |

| | |
|---|--|
| Surface Treatment | Anti-glare, Hard Coating (3H) |
| Features | |
| On Screen Display Control (OSD) | Quick Start, Picture, Color, System |
| Color Temperature | Warm, Normal (Default), Cool, User |
| Picture Presets | Standard, User, Movie, Eco, FPS, RTS |
| Game Presets | FPS and RTS |
| OSD Supported Languages | English (Default), French, Spanish , Chinese |
| Type of Sync | Adaptive Sync |
| Blue Light Shift | Available |
| Auto Dynamic Contrast Mode | Available |
| Gamma | Adjustable |
| Audio Features | |
| Speakers | 2x 2W/4Ω |
| Inputs & Outputs | |
| HDMI (# of Ports & Version) | 2 x HDMI, type A, 1.3 version |
| Supported HDMI Signals | Up to 1920 x 1080 @ 75Hz; 1080/60p, 1080/60i, 720p, 480p, 480i |
| 3.5mm Auxiliary Input Jack | Yes |
| VGA (# of Ports) | 1 x VGA, D-sub 15 pin |
| 3.5mm Headphone Jack (Output) | Yes |
| Supported VGA Signals | Up to 1920 x 1080 @ 75Hz; 1080/60p, 1080/60i, 720p, 480p, 480i |
| Mechanical Features | |
| Chassis Colors | Black |
| Tilt | Backward: 15° Forward: 5° |
| Bezel Width | 0.42" (10.68mm) |
| Neck / Stand Detachable | Yes |
| VESA Mount Pattern (mm) | 100 x 100 mm |
| VESA Mount Screw Size (mm) | M4 x 10 mm |
| Neck Screw Size & Quantity (mm) | M4 x 10mm (2pcs) |
| Monitor Neck Height (inches) | 3.17 |
| Dimensions | |
| With Stand (inches, W x H x D) | 21.59" x 15.83" x 7.02" |
| Without Stand (Inches, W x H x D) | 21.59" x 12.72" x 1.28" |
| Carton Box Dimension (inches, W x H x D) | 23.94" x 15.67" x 3.82" |
| Stand Separation Dimension W x D (inches) | Elliptical, D1= 7.02" (178.4mm) , D2= 10.17 (258.4mm) |
| Weight | |
| Net Weight with Stand (lbs) | 6.49 lbs. |
| Net Weight without Stand (lbs) | 5.94 lbs. |
| Gross Weight (lbs) | 9.46 lbs. |
| Power | |
| Type | Adapter 12V 2.5A |
| Power Range (V, A, Hz) | 100 - 240 VAC, 0.8A, 50/60 Hz |
| Power Consumption (Typical) | 23.8W |


| | |
|-------------------------------------|--|
| Maximum | 26W |
| Standby | 0.12W |
| Sleep | 0.22W |
| Off | 0.16W |
| Regulations / Certifications | |
| Regulations | FCC, cTUVus, RoHS |
| Certifications | HDMI |
| Warranty | |
| Limited Parts and Labor | One Year |
| What's in the Box? | |
| Power Cable | AC Adapter x 1 |
| Display Cable | HDMI Cable x 1 |
| Accessories | Monitor Display x 1, Base x 1, Screw Driver x 1, Wall Mount Standoffs, User Manual x 1, Warranty Card x 1 |

Key Features



Blue Light Shift

Blue Light Shift reduces blue light, allowing you to comfortably work, watch, or play applications without straining your eyes.



LED

With sharper contrasts of light and darks, LED display delivers a vast array of rich colors, ensuring that moving images have never been so pleasing to the eyes.



75Hz Refresh Rate

With 75Hz refresh rate, images change faster and smoother than the standard, reducing screen tearing.




Fast Response Time

Fast response times reduce ghosting & blurring while transitioning pixels, always keeping the enemy & terrain precisely in focus during chaotic moments.



Adaptive Sync

Adaptive Sync is a technology that closes the gap between the graphics card's and the monitor's refresh rates, eliminating image tearing and stuttering in the process.



Multiple Ports

Two HDMI and One VGA port provide up to 75HZ refresh rate, refining picture clarity in all action-packed gaming sequences and graphic design projects. Audio In and a Headphone Jack provide diverse audio options.

Key Features



Built in Speakers

Perfectly suited to work & gaming settings, built-in speakers deliver robust & smooth audio while saving space on your desk.



Tiltable Display

A display that tilts 15° backward and 5° forward allows you to find a sweet spot that bridges clarity and comfort.



Security Lock

The monitor has a security slot, allowing you to securely fasten your monitor in place, effectively preventing theft. *Security Lock not included.



VESA Wall Mountable

The VESA wall mount pattern gives you the freedom to select the optimum viewing position for your monitor, eliminate cable clutter, and save valuable space for your gaming and work station.



Customer Service

Our customer service representatives are, and have always been, based in the USA, guaranteeing that our customers' needs are met as efficiently as possible.



30+ Years of Experience

Founded in City of Industry, CA over 30 years ago, Sceptre Inc. made a promise to create & deliver superior products for remarkably affordable prices, a rare tradition that continues today.